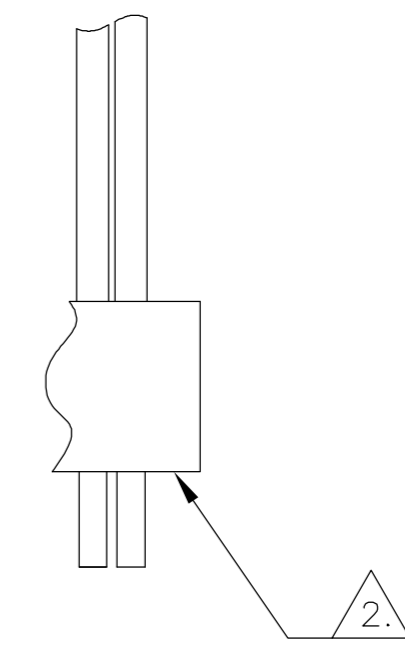
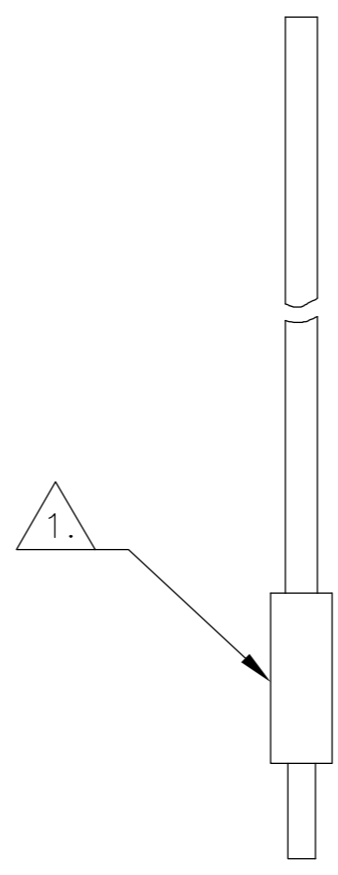
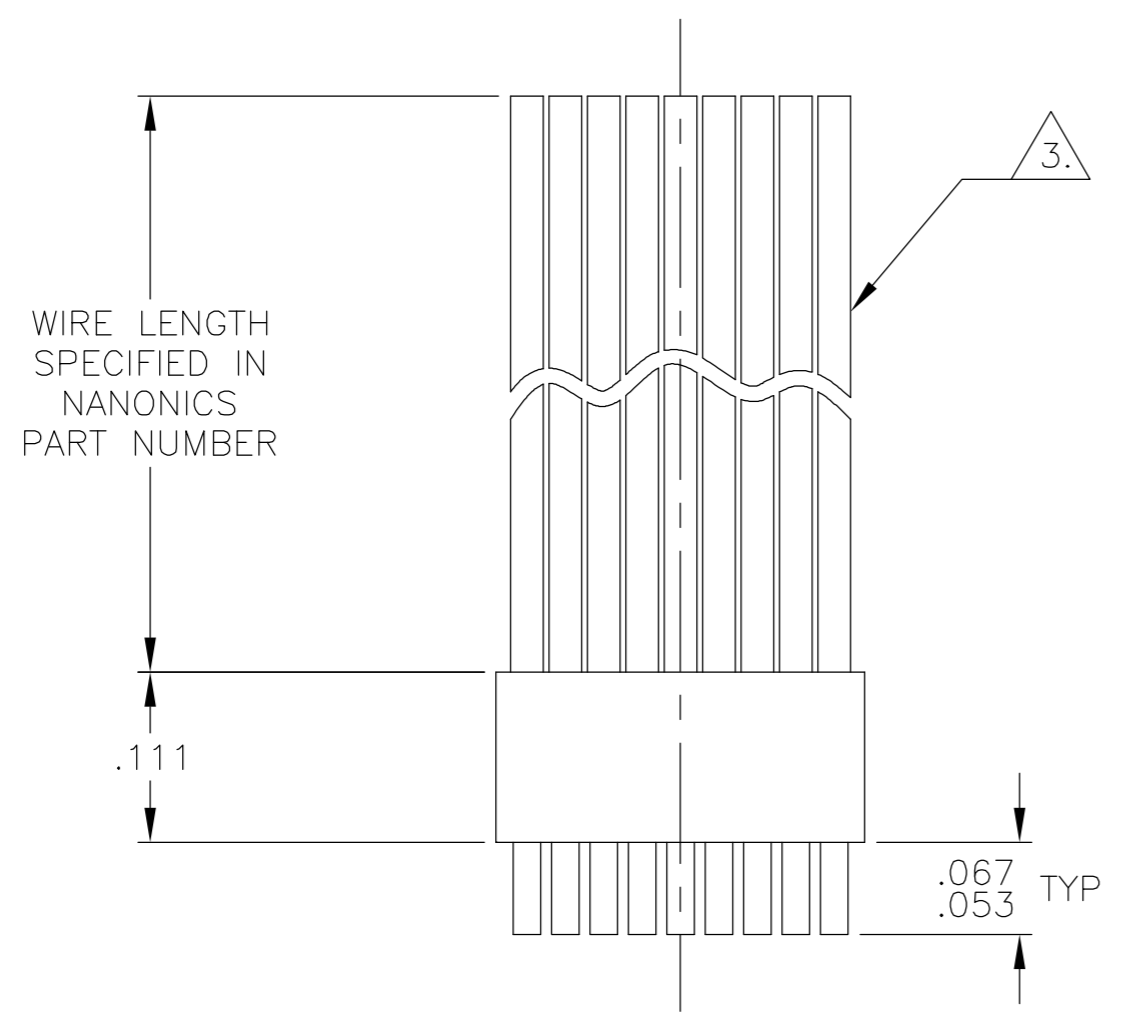


THIS DRAWING IS UNPUBLISHED. RELEASED FOR PUBLICATION
 © COPYRIGHT BY TYCO ELECTRONICS CORPORATION. ALL RIGHTS RESERVED.

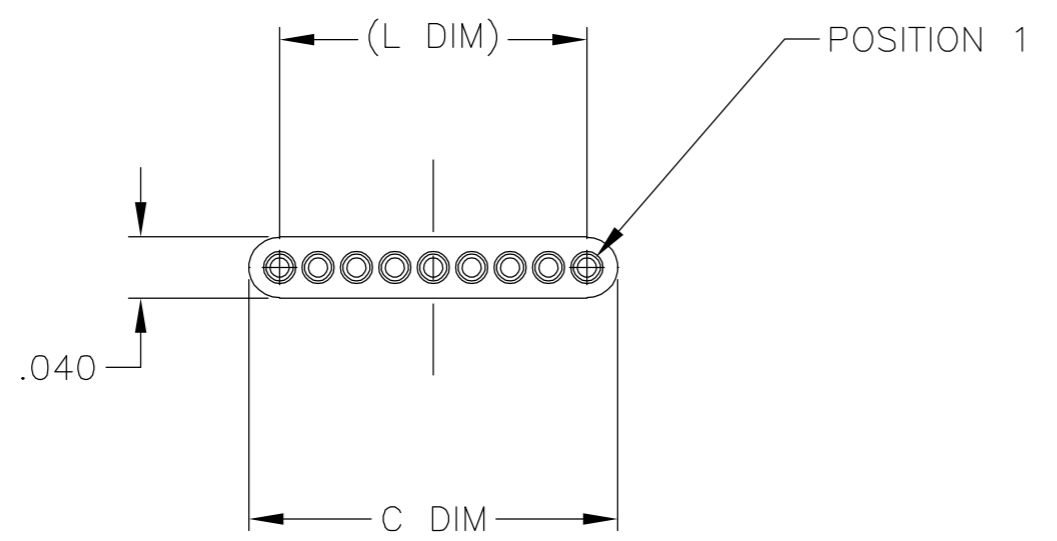
LOC	DIST	REVISIONS					
DF	D0	P	LTR	DESCRIPTION	DATE	DWN	APVD
		K		UPDATED PER 0H2Y-0008-04	9 JAN 04	CAS	MKS



DETAIL A
POSITION "T" SHOWN FOR REFERENCE

SIZE	C DIM	(L DIM)
04	.115	(.075)
09	.240	(.200)
15	.390	(.350)

4.	25	.640	(.600)
4.	37	.940	(.900)
4.	51	1.290	(1.250)



- T POSITION 1
- U POSITION 2
- V POSITION 3
- W POSITION 1, AND SECOND TO LAST POSITION
- Y POSITION 1, AND THIRD TO LAST POSITION
- Z POSITION 2, AND THIRD TO LAST POSITION

- 1. INSULATOR MATERIAL: LCP (LIQUID CRYSTAL POLYMER) PER ASTM D5138
- 2. OPTIONAL POLARIZATION POSITION SHOWN FOR REFERENCE ONLY. IF POLARIZATION GUIDE POST(S) ARE REQUIRED ON THE MATING PLUG, THE CORRESPONDING LOCATION MUST BE SPECIFIED IN THE NANONICS PART NUMBER. THE CONTACT CAVITY IS LEFT EMPTY FOR ACCEPTANCE OF THE PLUG GUIDE POST.
- 3. THIS CONFIGURATION MAY BE TERMINATED WITH 28 AWG SOLID, 30 AWG STRANDED OR SMALLER WIRE. CONDUCTOR TYPE AND LENGTH MUST BE SPECIFIED IN NANONICS PART NUMBER.
- 4. WHEN ORDERING THESE SIZES, FIRST CONSULT TYCO ELECTRONICS/NANONICS FOR ADDITIONAL INFORMATION.
- 5. THIS DRAWING PREVIOUSLY IDENTIFIED AS NANONICS N10138/002

2. POLARIZING POSITIONS, SEE DETAIL A

THIS DRAWING IS A CONTROLLED DOCUMENT.		DWN D RYAN 16 APR 1992	Tyco Electronics Corporation Harrisburg, PA 17105
DIMENSIONS: INCHES		CHK E BURGER 17 FEB 1993	
TOLERANCES UNLESS OTHERWISE SPECIFIED:		APVD M STORRY 25 APR 2001	NAME
0 PLC ± - 1 PLC ± - 2 PLC ± .010 3 PLC ± .005 4 PLC ± - ANGLES ± 1°		PRODUCT SPEC	RECEPTACLE ASSEMBLY, UNSHROUDED STRIP, FLYING LEADS, PLASTIC
MATERIAL SEE NOTES		FINISH SEE NOTES	RESTRICTED TO
CUSTOMER DRAWING		WEIGHT -	SIZE A2
		SCALE 8:1	CAGE CODE 00779
		SHEET 1 OF 1	DRAWING NO. C=1589449
		REV K	